

## High frequency high current power inductors - SBP1005 SERIES

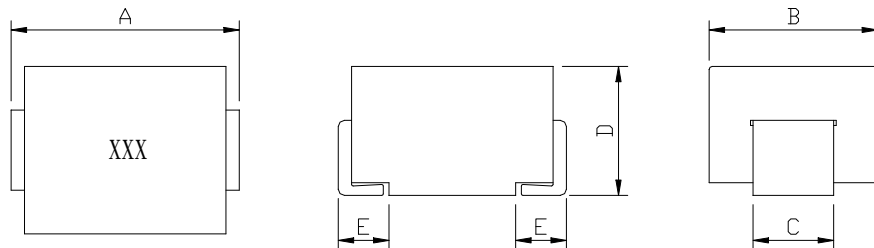


### PART NUMBERING SYSTEM

<b>SBP</b>	<b>1005</b>	—	<b>R15M</b>	—	<b>LF</b>
TYPE	DIMENSIONS		INDUCTANCE		LEAD FREE

### SHAPES AND DIMENSIONS

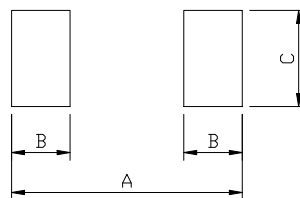
UNIT : mm



**A=10.2 Max. B=7.0 Max. C=3.0 Ref. D=5.0 Max. E=1.0 Ref.**

### RECOMMENDED PATTERNS

UNIT : mm



**A=10.5 B=2.5 C=4.5**

### FEATURES

1. Voltage regulator modules (VRMs) for servers, microprocessors.
2. High frequency, high current switching power supplies. Electrical Characteristic
  - a. Storage temperature range : -40°C to + 125°C.
  - b. Operating ambient temperature range : -40°C to + 125°C (range is application specific)
  - c. Infrared reflow temperature : +260°C for 10 seconds maximum.
  - d. Frequency Range : 300KHz to 2MHz.
3. Surface mount inductors designed for high speed, high current switch mode applications requiring lower inductance.
4. Inductance values from 100nH to 220nH. Current range up to 80 Amps.

## High frequency high current power inductors - SBP1005 SERIES

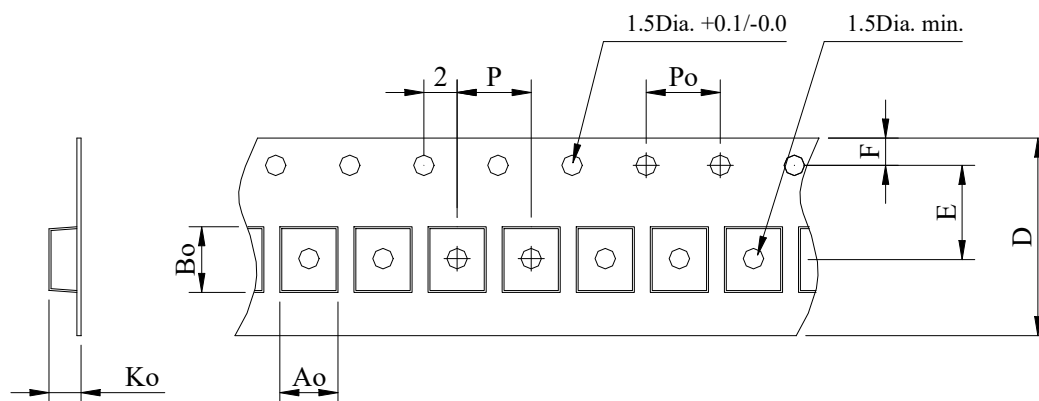


### SPECIFICATION TABLE

PART NUMBER	INDUCTANCE (nH)	DCR (mΩ) (Nom.)	DCR (mΩ) (Max.)	I sat (peak) Amps	I rms Amps
SBP1005-R10M-LF	100±20%	0.48	0.65	80	40
<b>new</b> SBP1005-R12M-LF	120±20%	0.48	0.65	65	40
SBP1005-R15M-LF	150±20%	0.48	0.65	45	40
SBP1005-R20M-LF	200±20%	0.48	0.65	33	40
<b>new</b> SBP1005-R22M-LF	220±20%	0.48	0.65	30	40

- Isat: DC current at which the inductance drops 30% (typ) from its value without current.
- Irms: Average current for 40°C temperature rise from 25°C ambient.
- Operating temperature range -40°C to +125°C ,
- Electrical specifications at 20°C.

### PACKAGING SPECIFICATION



STAYLE	Q'TY (PCS)	DIMENSIONS (m/m)							
		Ao	Bo	Ko	P	Po	D±0.3	E±0.1	F±0.1
13~16	1,000	7.6±0.3	11.5±0.3	5.7±0.3	12±0.3	4	24	11.5	1.75



## High frequency high current power inductors - SBP1005 SERIES



### Electrical curve

